



Maharishi Arvind
SCHOOL *Affiliated to CBSE, New Delhi*
Indian Values with Global Vision

HOLIDAY HOMEWORK



Dear Parent,

Happy Holidays to our little darlings!

We are going to miss our little bundles of energy and will be waiting to have them back with the joy, health and energy.

We have prepared some holiday activity sheets for the children to keep themselves busy during the vacation. Please appreciate and indulge them to do the things they enjoy best. Please do not force the child to complete the work. Help the children explore, observe and find his/her own solutions so that they can spend a wonderful time while doing their work.

Let every moment of this vacation be a time to unite, connect and enjoy beautiful moments with your child.






INSTRUCTIONS FOR PARENTS:

1. We expect holiday assignment to be completed.
2. Encourage and guide your child through these activities.
3. Kindly try to speak with your child in English.
4. Kindly train your child in basic etiquettes of washroom and table manners.
5. Gently encourage your child to raise a kitchen garden by planting seeds. Knowledge about plants and trees are an internal part of your child's growth.
6. Share your childhood stories and family history.

Regards,
Class Teacher


*Happy
Holidays*

FILL IN THE MISSING UPPERCASE LETTERS




JOIN EACH LETTER TO THE PICTURE WITH THE SAME BEGINNING SOUND AND COLOUR IT.


E



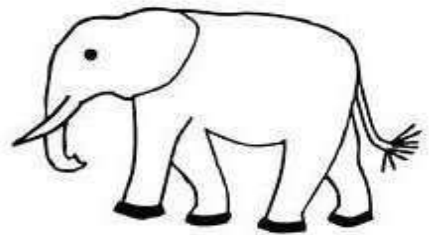
C




F




P



O




TRACE THE LINES AND COLOUR THE PICTURE.




TRACE THE LINES AND STOP WHEN YOU GET TO THE STAR AND COLOUR THE PICTURE.



**COUNT THE PENCILS IN EACH BOX AND
MATCH WITH THE CORRECT NUMBER**



6



3



5













4









7


COUNT AND WRITE THE NUMBER IN THE BOXES.

 <input type="text"/>	 <input type="text"/>
 <input type="text"/>	 <input type="text"/>
 <input type="text"/>	 <input type="text"/>
 <input type="text"/>	 <input type="text"/>
 <input type="text"/>	 <input type="text"/>

COUNT THE ITEMS AND CIRCLE THE CORRECT NUMBER

	9 7 6
	6 8 10
	7 6 8
	8 9 10
	10 7 8
	9 7 6


अ से अनार



“अ “ का लेख

A large area of the page is filled with horizontal lines for writing. The lines are arranged in a repeating pattern of four colors: light blue, light green, light yellow, and light pink, creating a guide for letter height and placement.


आ से आम



“आ “ का लेख

A large rectangular area filled with horizontal lines for writing. The lines are arranged in a repeating pattern of four colors: light blue, light green, light yellow, and light pink. The lines are evenly spaced and cover the entire width of the page, providing a guide for handwriting practice.

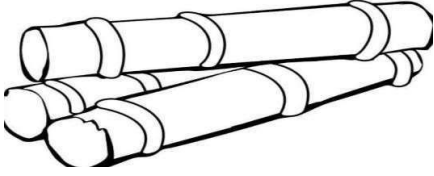
इ से इमली



“इ “ का लेख

A large rectangular area filled with horizontal lines for writing. The lines are colored in a repeating pattern of light blue, light green, and light yellow, with thin red lines separating the colored bands.

ई से ईख




“ई” का लेख

A large rectangular area containing multiple horizontal lines for writing. The lines are colored in a repeating pattern of light blue, light green, light yellow, and light pink, alternating every two lines. The lines are evenly spaced and extend across the width of the page.

COLOUR THE FISH BY NUMBER

1.Red	2.Orange	3.Yellow
4.Green	5.Blue	6.Purple



SHARP THE CRAYONS AND PASTE THE CRAYON SHAVING ON THE PICTURE GIVEN BELOW



ACTIVITY 1



Indoor SCAVENGER Hunt

Let's gear up to find the following items in our house! Make a checklist of all the items and mark what your child collects. Can you find them all?

- Anything Red
- Pair of socks
- A piece of Block
- A crayon
- A photograph
- Any Circular object
- Something fluffy
- A jigsaw piece
- Your favorite book
- Anything White
- A Toy car
- Your favorite doll/teddy
- Something to eat
- Anything Yellow
- A dice
- A lemon
- A candle
- A cushion/pillow



SCAVENGER HUNT SONG, BY SUPER SUPREMES

LINK - https://youtu.be/fCxvcgg_h1Y

SKILLS: Physical Activity, Enhances problem solving skills, Memory

Collect all the objects at one Place and click a Pic to share with us!

let us know what you could not find!



ACTIVITY 2

ANIMAL WORKOUT!

7 MINUTE HIIT WORKOUT FOR KIDS

SET AN INTERVAL TIMER FOR 45 SEC OF WORK 15 SEC OF REST



FROG JUMP

Hop, hop hop! up and down like a frog



BEAR WALK

With your hands & feet on the floor, hips high, walk left & right



GORILLA SHUFFLE

In a low sumo squat, use your hands to balance and shuffle around the room.



STARFISH JUMPS

Jump up and down spreading your arms and legs wide (jumping jacks)



CHEETAH RUN

Run in place as fast as you can, just like the fastest animal in the Sahara



CRAB WALK

Sitting down, place your palms on the ground behind you, lift your hips and crawl on your hands and feet.



ELEPHANT STOMPS

March in place, stomping your feet as hard as you can.



ANIMAL FREEZE

DANCE (by The Kiboomers)

<https://youtu.be/jqz4z9aQRJY>



SKILLS:

BODY BALANCE,
AGILITY

ACTIVITY 3

Story Time

Reading to young children is an important way to help them build language skills. It exposes them to new words and ways of using language. It also helps them learn general information about the world, which makes it easier for them to learn about new things.

THE VERY HUNGRY

CATERPILLAR

<https://www.youtube.com/watch?v=75NQK-Sm1YY>



ACTIVITY 4

Make a card for your Father and present him on Father's Day(Sunday, 16 June, 2024).
Click a picture and share with us.

ACTIVITY 5

Doing as given in the picture. Try these yoga poses at home with your parents. Click a picture and share with us.

